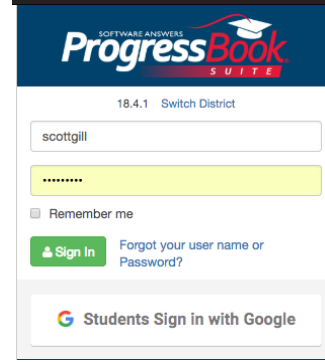


ParentAccess for ProgressBook - Report Cards

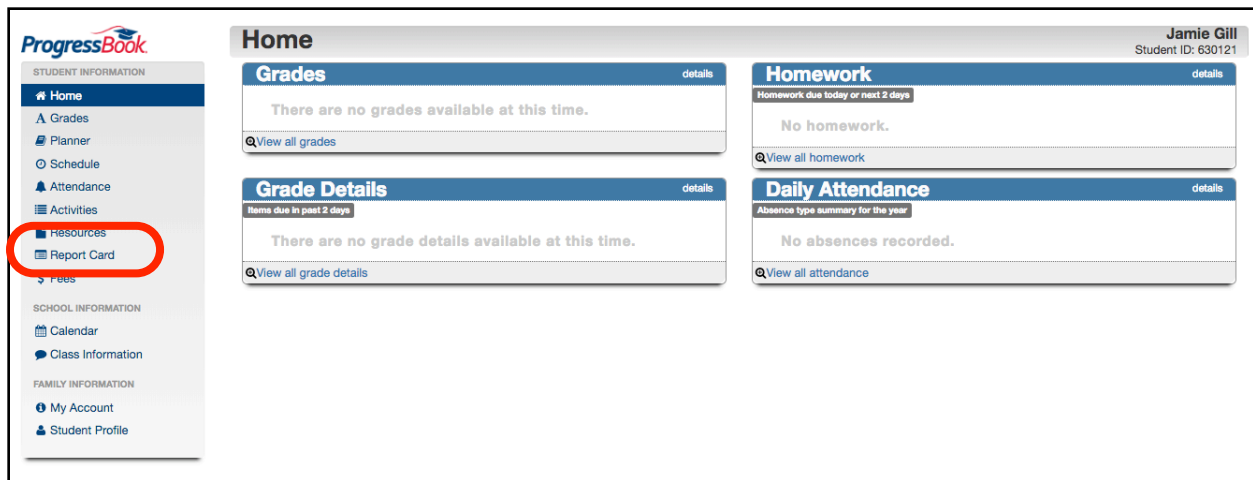
1. Login to ProgressBook ParentAccess. Students can sign into ProgressBook using their Google account.

<https://pa.metasolutions.net/district/dub>



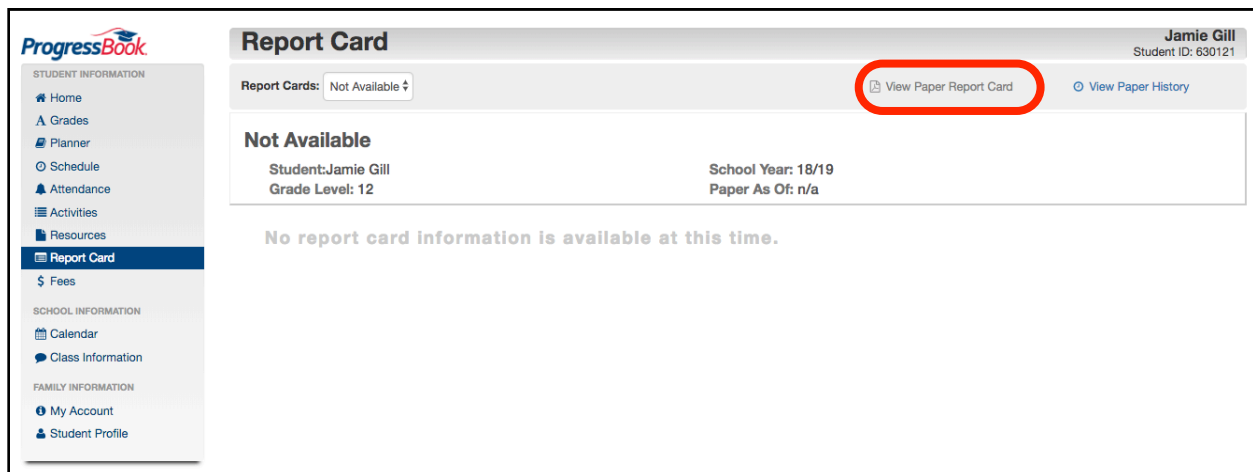
The login page for ProgressBook Suite. At the top, it says "SOFTWARE ANSWERS ProgressBook SUITE". Below that, it shows the district "18.4.1 Switch District" and a username field containing "scottgill". There is a password field with dots. A "Remember me" checkbox is present. A green "Sign In" button is next to a link for "Forgot your user name or Password?". At the bottom, there is a "Students Sign in with Google" button.

2. Select Report Card from the menu on the left.



The home dashboard for Jamie Gill (Student ID: 630121). The left sidebar menu includes: Home, Grades, Planner, Schedule, Attendance, Activities, Resources, Report Card (circled in red), Fees, Calendar, Class Information, My Account, and Student Profile. The main content area has four sections: "Grades" (no grades available), "Homework" (no homework), "Grade Details" (no grade details available), and "Daily Attendance" (no absences recorded). Each section has a "View all" link.

3. Select "View Paper Report Card" to view the standard report card. If you wish to see any past report card you can select "View Paper History".



The Report Card page for Jamie Gill (Student ID: 630121). The "Report Cards" dropdown is set to "Not Available". There are two buttons: "View Paper Report Card" (circled in red) and "View Paper History". Below this, it says "Not Available" and provides student information: "Student: Jamie Gill", "Grade Level: 12", "School Year: 18/19", and "Paper As Of: n/a". At the bottom, it states "No report card information is available at this time."