

Executive Summary of the 2009 PPAUS - Primary Prevention Awareness, Attitude, & Use Survey

STUDENT PERSPECTIVES ON THE USE OF ALCOHOL, TOBACCO, OTHER DRUGS, AND VIOLENCE

DUBLIN CITY SCHOOLS

INTRODUCTION

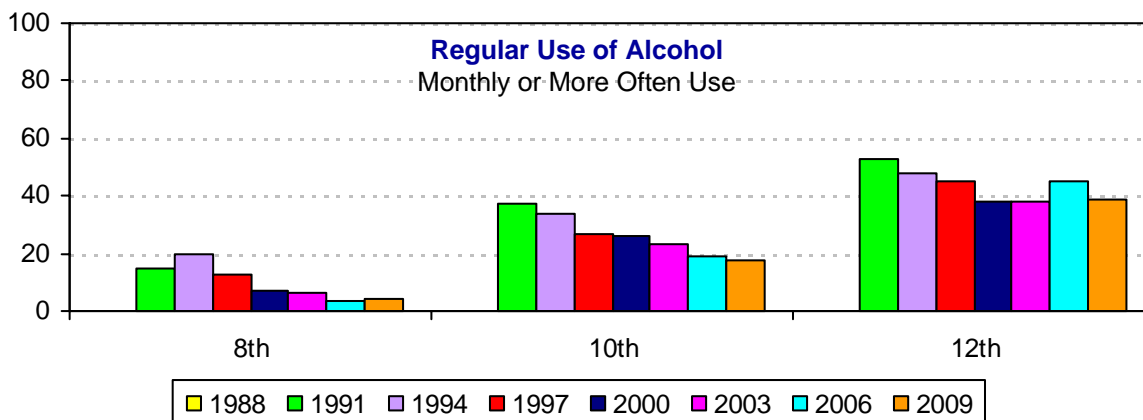
Research on the use of alcohol, tobacco and other drugs has consistently shown that the use of these substances by young people is correlated with a wide range of negative behaviors including low academic performance. In 1988, the Safe and Drug-Free Schools Consortium, a program of the Educational Council, initiated a needs assessment of students in grades six through twelve. Every three years, this assessment is repeated; for 2009, the eighth occasion of the survey, 2771 students in 8th, 10th and 12th grades only from Dublin City Schools were included in the Primary Prevention Awareness, Attitude, and Use Survey. This summary contains highlights of the report.

The purpose of this adolescent self-report inventory is to provide information that can be used to guide prevention and intervention efforts; to track changes over time in the self-reported use of alcohol, tobacco, and other drugs; to identify possible correlates and predictors of drug and alcohol use; and to identify areas of problem behaviors and safety concerns. Many items and topics in PPAUS have remained the same over the years, allowing the Consortium to track suggested trends in usage, behavior and attitudes.

SURVEY HIGHLIGHTS/KEY MESSAGES

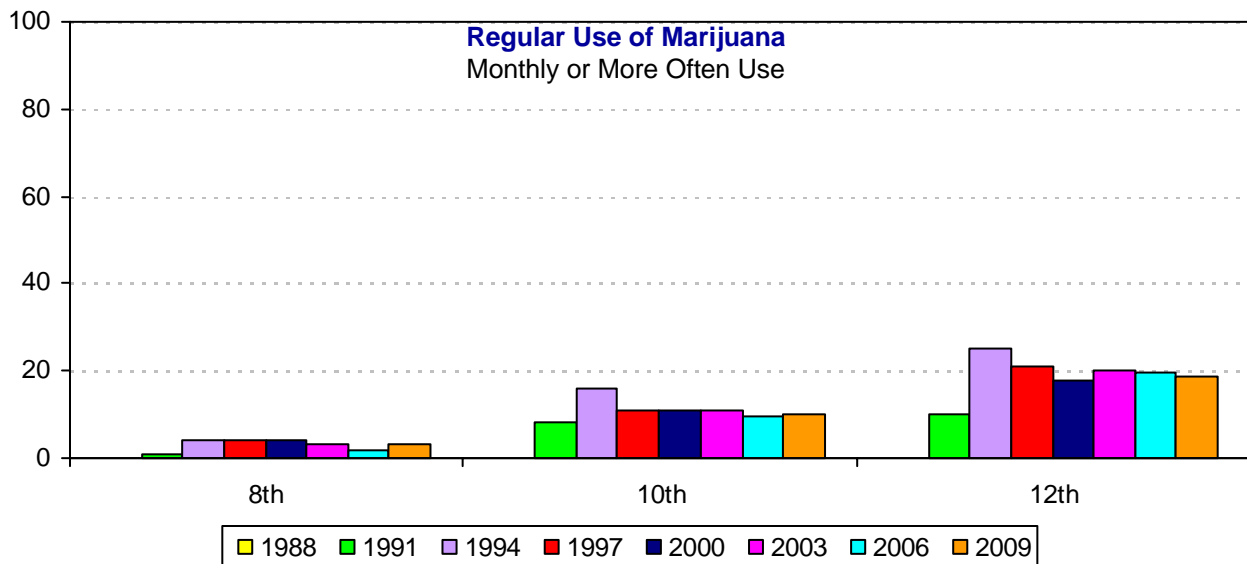
Alcohol

- 4% of eighth graders, 18% of tenth graders, and 38% of twelfth graders drank regularly (at least once a month).
- 2% of eighth graders, 6% of tenth graders, and 14% of seniors drank alcohol at least once a week.
- The average age of first use of alcohol for eighth grade students was 11.9, for tenth grade students, 13.8 and for twelfth grade students, 15.0.
- 80% eighth graders, 60% of tenth graders, and 35% of twelfth graders had *never* drunk alcohol.
- 5% of eighth graders, 16% of tenth graders, and 31% of twelfth graders reported binge drinking at least once in the last 30 days.
- 11% of eighth graders, 10% of tenth graders, 18% of twelfth graders thought there was minimal harm (no risk or slight risk) associated with binge drinking on the weekends.
- 0.7% of eighth grade students used alcohol in school, 9% used it at parties and 10% used it at home. 1% of the tenth grade school students used alcohol in school, 27% used it at parties and 16% used it at home. 2% of the twelfth grade school students used alcohol in school, 53% used it at parties and 18% used it at home.



Marijuana

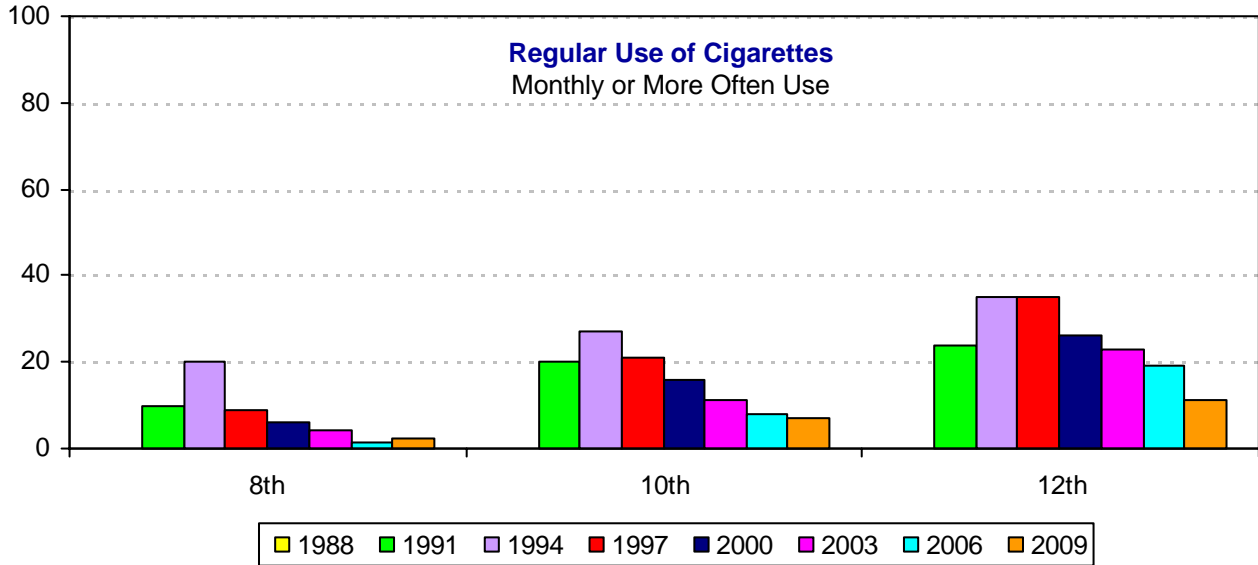
- 3% of eighth graders, 10% of tenth graders, and 19% of twelfth graders smoked marijuana once a month or more.
- Average age of first use for eighth grade students was 12.5, 13.9 for tenth grade students and for twelfth grade students, 15.2.
- 95% of eighth graders, 80% of tenth graders, and 64% of twelfth graders had **never** smoked marijuana.
- 10% of eighth graders, 18% of tenth graders, and 25% of twelfth graders believe there is minimal harm (no risk or slight risk) associated with smoking marijuana regularly.
- Among eighth grade students, 0.5% of the students reported smoking marijuana at school, 4% at parties and 3% at home. Among tenth grade students, 2% of the students had smoked marijuana at school, 15% had smoked at parties and 7% at home. Among twelfth grade students, 3% of the students had smoked marijuana at school, 27% had smoked at parties and 14% at home.



Tobacco

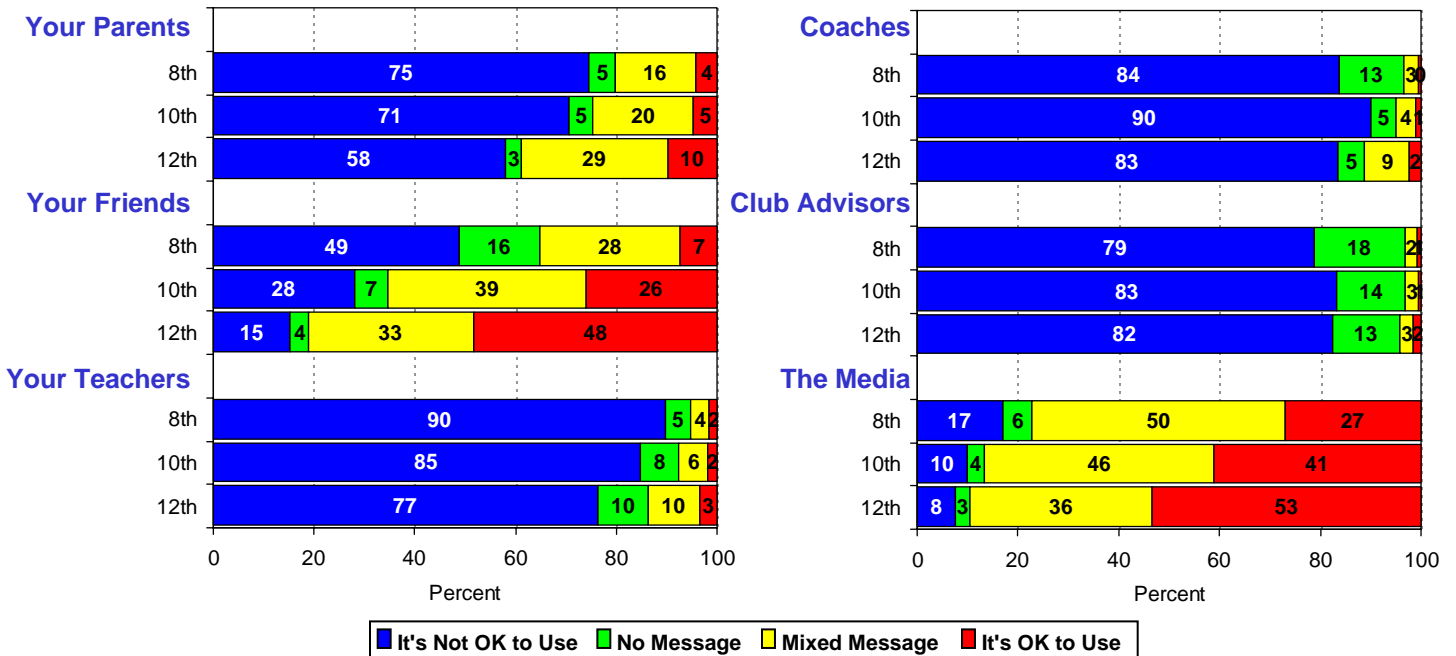
- 1% of eighth graders, 2% of tenth graders, and 4% of twelfth graders reported smoking cigarettes daily.
- An additional 2% of eighth graders, 5% of tenth graders and 7% of twelfth graders smoke at least once a month up to twice a week.
- The average age of first use for eighth grade students was 12.3, 13.4 for tenth grade students and for twelfth grade students, 14.7.
- 93% of eighth graders, 84% of tenth graders, and 74% of twelfth graders had **never** smoked cigarettes.
- 10% of eighth graders, 10% of tenth graders, and 11% of twelfth graders thought there was minimal harm (no risk or slight risk) associated with smoking one or more packs of cigarettes per day.
- 0.3% of eighth grade students used cigarettes in school, 4% used them at parties and 4% used them at home. 2% of tenth grade students used cigarettes in school, 8% used them at parties and 7% used them at home. 1% of twelfth grade students used cigarettes in school, 16% used them at parties and 8% used them at home.

Tobacco (continued)



Messages about Drinking

For club advisors and coaches, percentages are based on ONLY those students who participated in activities or sports.



“Message” items were also included for tobacco and marijuana. The responses for these items produced similar patterns as messages about drinking.

Problem Behaviors

In-School

- 15% of Dublin City Schools students in grade eight, 23% in grade ten and 41% in grade twelve had skipped class at least once in the past year.
- 10% of eighth graders, 14% of tenth graders and 27% of twelfth graders had skipped school at least once in the past year.
- 34% of eighth graders, 47% of tenth graders and 50% of twelfth graders had cheated on a class test at least once.

Community

- 3% of students in eighth grade, 8% of students in tenth grade and 12% of students in twelfth reported that they had sold drugs in the past year.
- 17% of eighth graders, 23% of tenth graders and 17% of twelfth graders had vandalized property.
- 4% of students in eighth grade, 6% of students in tenth grade and 7% of students in twelfth grade reported that they had been suspended from school.
- 23% of students had ridden in a car when the driver had been drinking in the past year, 19% with a driver who had been smoking pot.
- 20% of students who drive had done so while drinking, 18% of students had driven a car while using marijuana, and 40% of students had served as a designated driver.

Bullying-Related Behaviors

Students were asked questions about behaviors during school that are associated with bullying. They were asked to reflect on how they treat peers (perpetrator), whether or not they are treated negatively (victim) and what they do when others are being bullied (bystander).

Perpetrators

- 15% of eighth grade students, 17% of tenth grade students and 16% of twelfth grade students had pushed others around to make them afraid (3% of all students more than three times).
- 48% of eighth graders, 44% of tenth graders and 37% of twelfth graders had told lies or spread false rumors about someone (7% of all students four times or more).
- 27% of eighth grade students, 26% of tenth grade students and 23% of twelfth grade students reported they had left someone out of a group or activity to hurt them (4% of all students more than three times).

Victims

- 9% of eighth grade students, 5% of tenth grade students and 3% of twelfth grade students reported that they had been robbed at school within the past year (1% of all students more than three times).
- 18% of eighth grade students, 12% of tenth grade students and 7% of twelfth grade students said they had been physically attacked at school (2% of all students four times or more)
- 53% of the eighth graders, 42% of the tenth graders and 34% of the twelfth graders had been verbally attacked (11% of all students four times or more).
- 15% of eighth grade students, 12% of tenth grade students and 7% of twelfth grade students had feared for their physical safety at school.
- 27% of the eighth graders, 23% of the tenth graders and 18% of the twelfth graders had been called names, disrespected, physically threatened, or made to feel afraid online.

Bystanders

- 41% of eighth grade students, 44% of tenth grade students and 45% of twelfth grade students did nothing when another student was being called mean or hurtful names (4% of all students joined in).
- 24% of the eighth graders, 27% of the tenth graders and 26% of the twelfth graders did nothing when another student was being physically attacked (2% of all students joined in).
- 39% of eighth grade students, 37% of tenth grade students and 40% of twelfth grade students did nothing when they observed someone spreading mean rumors or gossip (5% of all students joined in).

Prevention Programs

- 88% of the Dublin City Schools students had participated in Drug Abuse Resistance Education (D.A.R.E) at least once in school.
- 26% of all students surveyed had been in drug-free clubs or activities.
- 14% of students had participated in violence prevention programs.
- 25% of the Dublin City Schools students had participated in drug-free leadership, camps or retreats.
- 11% of all students had participated in Winners' Choice Camp.
- 21% had participated in after school mentoring or tutoring.

Out-of-School Activities

- 66% of eighth grade students participated daily in educational activities outside of school. 71% and 63% of tenth and twelfth grade students, respectively, participated in such activities daily.
- 52% of eighth graders, 51% of tenth graders and 49% of twelfth graders participated daily in physical activities and community sports.
- 35% of students in eighth grade reported daily participation in family activities. 30% of tenth graders and 26% of twelfth graders participated in such family activities daily.
- 59% of the eighth graders, 63% of the tenth graders and 76% of the twelfth graders participated in social activities with friends at least once a week.
- 42% of the eighth grade students, 38% of the tenth grade students and 33% of the twelfth grade students participated weekly or more often in religious activities.
- 5% of the eighth grade students, 14% of the tenth grade students and 49% of the twelfth grade students worked for pay at least once a week in out-of-home jobs.
- 5% of the eighth graders, 8% of the tenth graders and 13% of the twelfth graders did volunteer or community service activities weekly or more often.
- 15% of the eighth grade students, 13% of the tenth grade students and 13% of the twelfth grade students were in community activities at least weekly.

A Questionable-Response (QR) filter was used to identify students who may have been exaggerating or careless in their response patterns. Two or more QR points based on these criteria were cause to eliminate a survey from analyses. In the Dublin City Schools, 75 questionnaires (2.6 percent) were excluded from the final data set because of two or more QR points.

For more information, please contact The Safe and Drug-Free Schools Consortium, a program of the Educational Council, 1929 Kenny Road, Suite 300, Columbus, OH 43210, 614-292-0728.